

Scaled data based on original data using  
LM-79-08 Approved Method: Electrical and Photometric Measurements of Solid-  
State Lighting Products

Test Report Prepared for  
Cooper Lighting Solutions  
(formerly Eaton)

Brand: McGRAW-EDISON

Report Number: P226527

Luminaire Tested: **ISW-AF-800-LED-E1-T4FT-7060**

Issue Date: 3/3/2020

**Test Information**

Test Method: LM-79-08  
Report Number: P226527  
TEST IS SCALED FROM IESNA LM-79-08 TEST DATA (P35943)  
Test Lab: INNOVATION CENTER-P3  
Issue Date: 3/3/2020  
Manufacturer: COOPER LIGHTING SOLUTIONS (FORMERLY EATON)  
Product Line: MCGRAW-EDISON  
Catalog Number: ISW-AF-800-LED-E1-T4FT-7060  
Description: IMPACT ELITE LED WEDGE LUMINAIRE  
LIGHT SQUARE WITH ACCULED OPTICS-TYPE IV FORWARD THROW  
Light Source: (16) 5700K CCT, 70 CRI LEDs  
Ballast/Driver: ELECTRONIC DRIVER

**Summary**

Lumens per Lamp: N/A  
Luminaire Lumens: 5188.4 lumens  
Efficiency: N/A  
Efficacy: 119.3 lumens/watt  
Luminous Opening: Rectangular (W 0.5' x L: 0.5' x H: 0')  
IES Classification: Type IV - Short - Non-Cutoff  
BUG Rating: B1 - U1 - G2

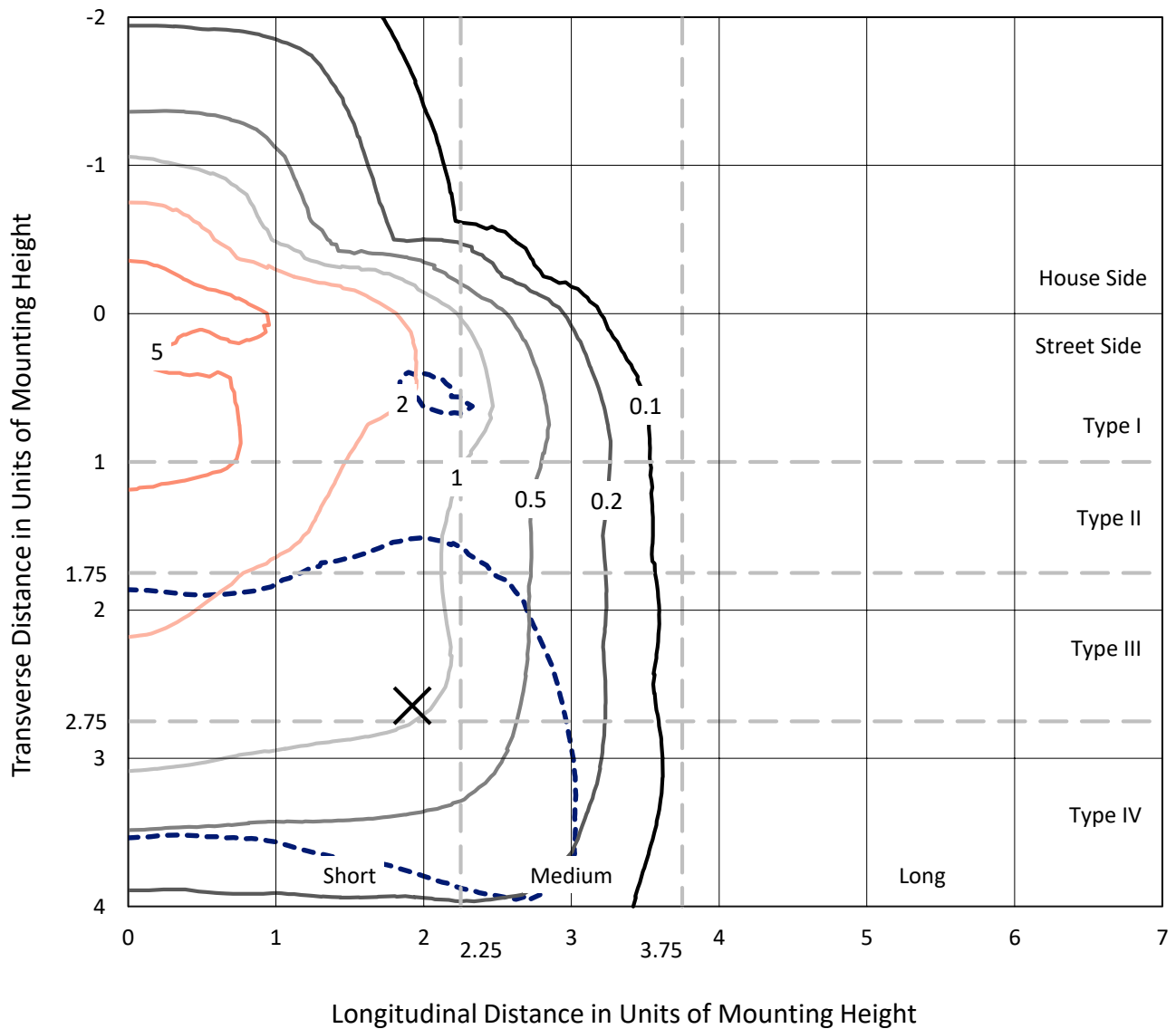
Input Watts (W): 43.5  
Input Voltage (V): 120  
Input Current (Ain): NR  
Voltage Rise (V): NR  
Power Factor: NR  
Total Harmonic Distortion (THDi): NR  
Frequency (hertz): 60  
Stabilization Time: NR  
Operation Time: NR  
Ambient Temperature (°C): NR  
Test Distance: 25 FT



REPORT NUMBER: P226527  
 CATALOG NUMBER: ISW-AF-800-LED-E1-T4FT-7060

### Iso-Footcandle Lines of Horizontal Illumination

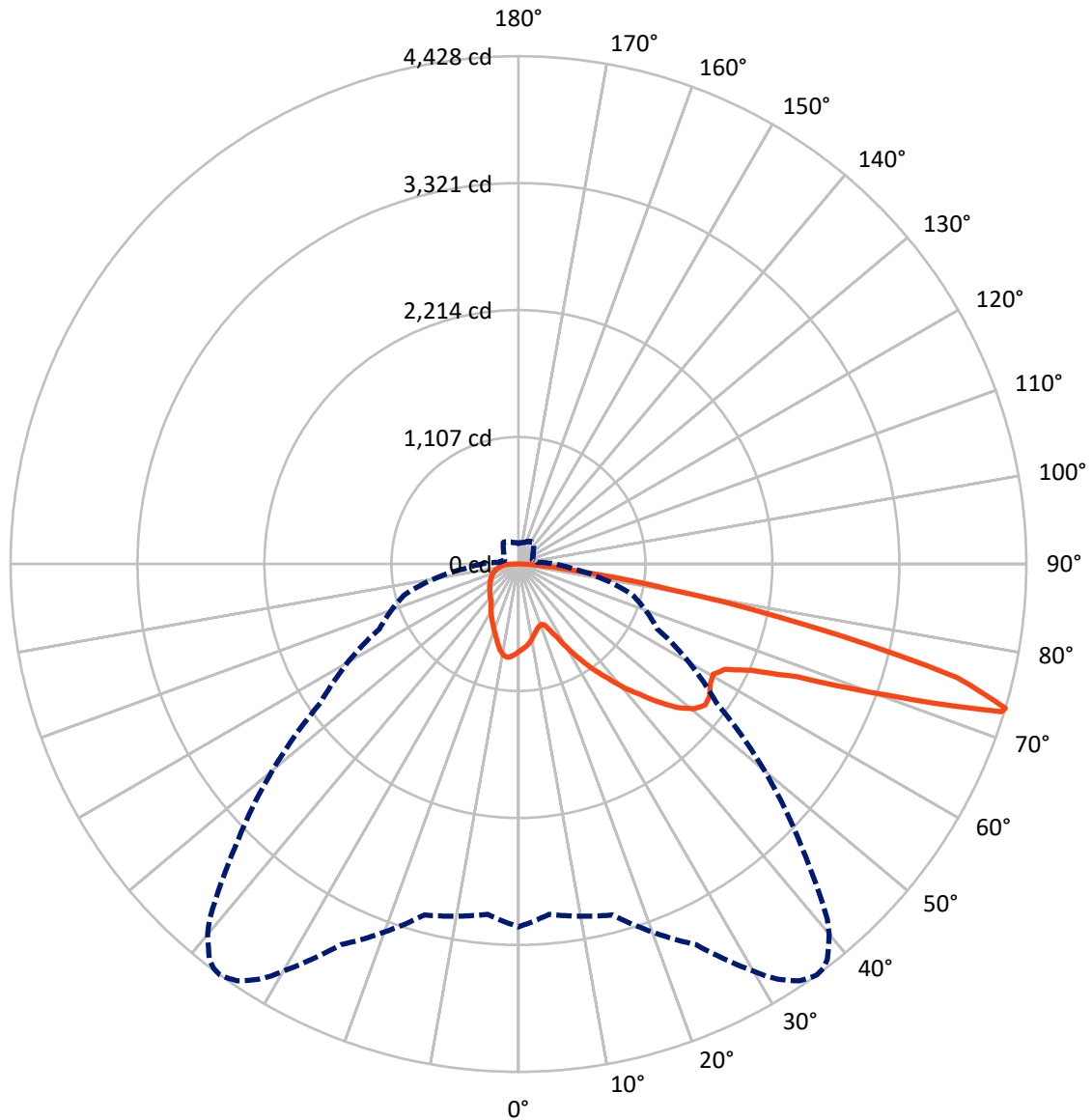
× Max cd  
 - - - 1/2 Max cd



Based on 10 foot mounting height. Maximum calculated value = 8 fc  
 Type IV - Short - Non-Cutoff

REPORT NUMBER: P226527  
CATALOG NUMBER: ISW-AF-800-LED-E1-T4FT-7060

### Luminous Intensity Polar Plot



— Vertical Plane Through 36-Deg Lateral    - - - Horizontal Cone Through 73-Deg Vertical

REPORT NUMBER: P226527

CATALOG NUMBER: ISW-AF-800-LED-E1-T4FT-7060

**FLUX DISTRIBUTION:**

		Downward	Upward	Total
<b>House Side</b>	Lumens	1094.0	1.2	1095.2
	% Fixture	21.1	0.0	21.1
<b>Street Side</b>	Lumens	4092.8	0.4	4093.2
	% Fixture	78.9	0.0	78.9
<b>Total</b>	Lumens	5186.8	1.6	5188.4
	% Fixture	100.0	0.0	100.0

**Coefficient of Utilization**

**ZONAL LUMENS:**

Zone	Lumens	% Fixture
0°-10°	71.7	1.4
10°-20°	190.1	3.7
20°-30°	311.5	6.0
30°-40°	516.1	9.9
40°-50°	758.4	14.6
50°-60°	956.3	18.4
60°-70°	1252.3	24.1
70°-80°	1013.7	19.5
80°-90°	116.6	2.2
90°-100°	1.6	0.0
100°-110°	0.0	0.0
110°-120°	0.0	0.0
120°-130°	0.0	0.0
130°-140°	0.0	0.0
140°-150°	0.0	0.0
150°-160°	0.0	0.0
160°-170°	0.0	0.0
170°-180°	0.0	0.0
0°-90°	5186.8	100.0
0°-180°	5188.4	100.0



REPORT NUMBER: P226527

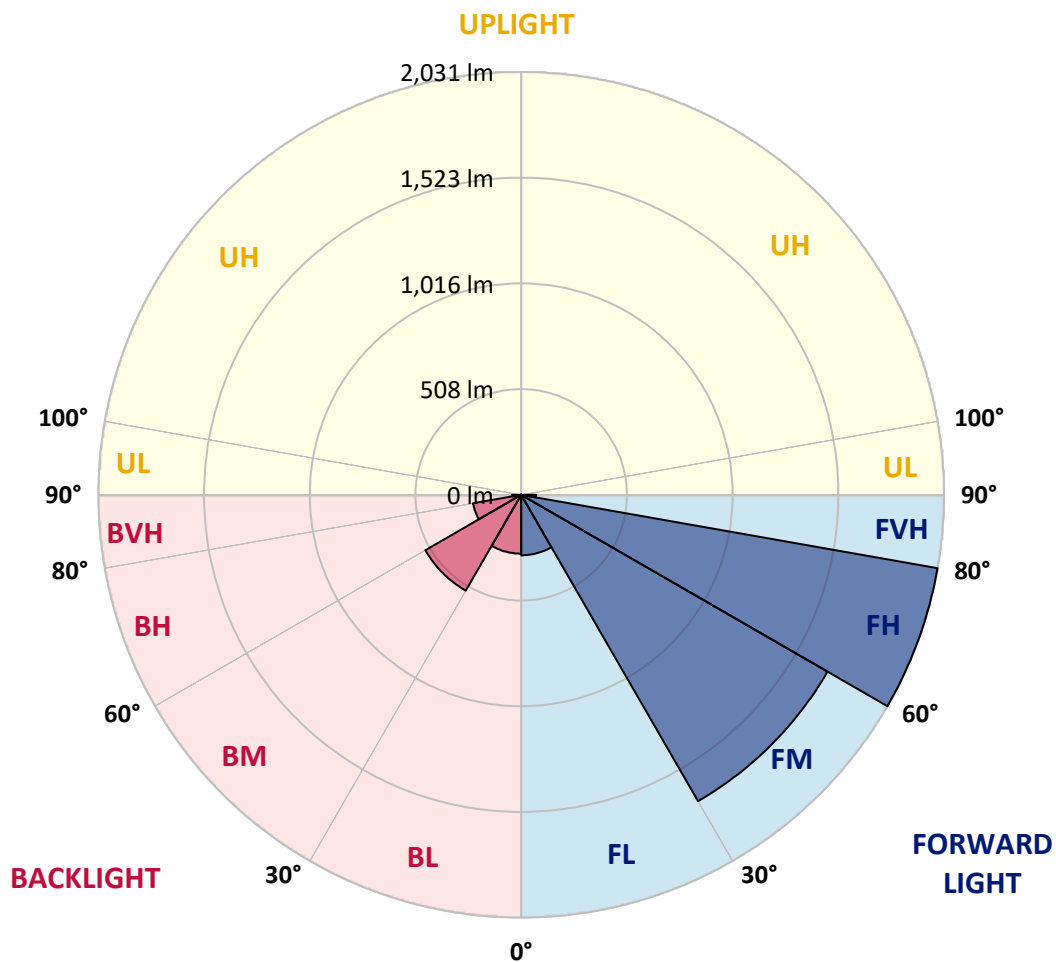
CATALOG NUMBER: ISW-AF-800-LED-E1-T4FT-7060

**LUMINAIRE CLASSIFICATION SYSTEM LUMEN TABLE AND BUG RATING:**

Zone		Lumens	% Fixture	Zone Rating/Lumen Limit		
				B	U	G
FL	(0°-30°)	290.5	5.6			
FM	(30°-60°)	1699.1	32.7			
FH	(60°-80°)	2031.3	39.2			G2/5000
FVH	(80°-90°)	71.9	1.4			G1/100
BL	(0°-30°)	282.8	5.5	B1/500		
BM	(30°-60°)	531.7	10.2	B1/1000		
BH	(60°-80°)	234.7	4.5	B1/500		G1/500
BVH	(80°-90°)	44.7	0.9			G1/100
UL	(90°-100°)	1.6	0.0		U1/10	
UH	(100°-180°)	1.2	0.0		U1/10	

**BUG Rating: B1-U1-G2**

Type IV Short





REPORT NUMBER: P226527

CATALOG NUMBER: ISW-AF-800-LED-E1-T4FT-7060

**CANDELA DISTRIBUTION (FULL):**

	0°	5°	15°	25°	30°	31°	32°	33°	34°	35°	36°
0°	762.0	762.0	762.0	762.0	762.0	762.0	762.0	762.0	762.0	762.0	762.0
2.5°	734.5	736.0	737.5	737.5	737.5	739.7	738.9	738.9	739.7	740.4	740.4
5°	707.0	707.7	712.2	713.7	718.1	717.4	717.4	717.4	720.4	718.1	719.6
7.5°	675.8	677.2	681.7	686.9	690.6	691.4	690.6	689.1	692.9	694.3	692.9
10°	638.6	639.3	645.3	649.7	655.7	654.9	657.2	657.2	658.7	657.9	660.9
12.5°	620.0	618.5	615.5	617.8	619.3	619.3	619.3	621.5	620.7	622.2	624.5
15°	617.8	614.0	599.2	594.0	592.5	592.5	591.7	591.0	593.2	595.5	595.5
17.5°	628.2	620.7	591.7	576.9	573.9	572.4	573.2	571.7	571.7	574.6	573.9
20°	678.7	665.3	607.4	574.6	565.7	565.7	565.0	562.8	562.8	563.5	563.5
22.5°	807.3	790.2	689.1	621.5	590.3	589.5	587.3	585.1	579.1	577.6	574.6
25°	986.5	966.4	793.2	720.4	676.5	675.0	663.9	662.4	648.2	649.0	639.3
27.5°	1125.5	1112.1	932.2	835.6	794.0	785.0	779.8	766.4	754.6	744.9	733.0
30°	1173.1	1170.9	1072.7	994.7	932.2	921.8	907.7	901.7	884.6	871.3	863.1
32.5°	1248.2	1250.4	1209.5	1123.3	1069.0	1058.6	1046.7	1032.6	1020.7	1011.8	992.4
35°	1355.2	1356.0	1327.7	1263.0	1200.6	1186.5	1179.8	1163.4	1152.3	1141.1	1131.5
37.5°	1429.6	1433.3	1413.2	1363.4	1326.2	1306.2	1305.4	1293.5	1280.9	1271.2	1262.3
40°	1572.3	1552.2	1486.1	1454.1	1423.6	1421.4	1414.7	1408.0	1411.0	1405.8	1415.4
42.5°	1716.5	1691.2	1599.1	1553.7	1535.1	1538.8	1536.6	1537.4	1546.3	1544.0	1554.5
45°	1839.9	1810.9	1723.2	1669.7	1684.5	1689.0	1701.6	1709.1	1705.4	1718.7	1718.7
47.5°	1963.3	1895.7	1791.6	1816.1	1826.5	1860.7	1869.7	1867.4	1880.1	1886.0	1869.7
50°	1876.3	1858.5	1850.3	1925.4	1972.2	1983.4	1996.0	2002.7	2008.7	2000.5	1984.1
52.5°	1692.7	1691.2	1806.5	1990.1	2029.5	2044.4	2056.2	2061.5	2059.2	2054.8	2041.4
55°	1631.0	1619.1	1718.7	1923.2	1983.4	1997.5	2014.6	2025.0	2035.4	2033.9	2023.5
57.5°	1715.0	1705.4	1706.1	1864.5	1923.2	1935.8	1947.0	1958.9	1961.8	1971.5	1972.2
60°	1958.9	1946.2	1844.4	1862.2	1921.7	1935.8	1937.3	1944.0	1944.7	1949.9	1950.7
62.5°	2310.5	2287.4	2132.1	1998.3	2019.1	2025.8	2031.0	2029.5	2026.5	2022.8	2022.8
65°	2695.6	2674.0	2474.0	2317.9	2257.7	2274.1	2248.0	2242.8	2236.9	2236.9	2230.2
67.5°	3153.5	3112.6	2958.0	2782.6	2695.6	2703.8	2715.6	2670.3	2653.9	2655.4	2620.5
70°	3620.4	3577.2	3509.6	3507.4	3551.2	3531.9	3476.9	3549.7	3463.5	3442.7	3435.3
72.5°	3362.4	3311.1	3325.2	3745.3	4139.3	4203.2	4264.2	4320.7	4371.2	4401.7	4406.1
73°	3164.7	3067.3	3168.4	3662.0	4099.1	4193.5	4269.4	4329.6	4383.8	4411.3	4428.4
75°	1580.5	1585.7	2083.8	3021.2	3582.5	3663.5	3781.7	3847.8	3946.0	3996.5	3951.9
77.5°	366.5	379.9	631.1	1434.0	2147.7	2263.7	2358.1	2454.7	2568.5	2610.8	2573.7
80°	129.4	135.3	222.3	544.9	896.5	960.5	1041.5	1147.8	1253.4	1279.4	1344.8
82.5°	68.4	75.1	117.5	236.4	382.9	418.5	439.4	483.2	520.4	542.7	554.6
85°	39.4	40.1	66.9	130.8	175.4	189.6	202.9	213.4	225.3	217.1	217.1
87.5°	15.6	17.1	34.2	61.7	84.7	94.4	94.4	94.4	93.7	82.5	75.1
90°	3.0	4.5	6.7	12.6	11.2	11.2	10.4	8.9	8.2	8.9	5.2
92.5°	0.0	0.0	0.0	0.0	0.0	0.0	0.0	0.0	0.0	0.0	0.0
95°	0.0	0.0	0.0	0.0	0.0	0.0	0.0	0.0	0.0	0.0	0.0
97.5°	0.0	0.0	0.0	0.0	0.0	0.0	0.0	0.0	0.0	0.0	0.0
100°	0.0	0.0	0.0	0.0	0.0	0.0	0.0	0.0	0.0	0.0	0.0
102.5°	0.0	0.0	0.0	0.0	0.0	0.0	0.0	0.0	0.0	0.0	0.0
105°	0.0	0.0	0.0	0.0	0.0	0.0	0.0	0.0	0.0	0.0	0.0
107.5°	0.0	0.0	0.0	0.0	0.0	0.0	0.0	0.0	0.0	0.0	0.0



REPORT NUMBER: P226527

CATALOG NUMBER: ISW-AF-800-LED-E1-T4FT-7060

**CANDELA DISTRIBUTION (continued):**

	0°	5°	15°	25°	30°	31°	32°	33°	34°	35°	36°
110°	0.0	0.0	0.0	0.0	0.0	0.0	0.0	0.0	0.0	0.0	0.0
112.5°	0.0	0.0	0.0	0.0	0.0	0.0	0.0	0.0	0.0	0.0	0.0
115°	0.0	0.0	0.0	0.0	0.0	0.0	0.0	0.0	0.0	0.0	0.0
117.5°	0.0	0.0	0.0	0.0	0.0	0.0	0.0	0.0	0.0	0.0	0.0
120°	0.0	0.0	0.0	0.0	0.0	0.0	0.0	0.0	0.0	0.0	0.0
122.5°	0.0	0.0	0.0	0.0	0.0	0.0	0.0	0.0	0.0	0.0	0.0
125°	0.0	0.0	0.0	0.0	0.0	0.0	0.0	0.0	0.0	0.0	0.0
127.5°	0.0	0.0	0.0	0.0	0.0	0.0	0.0	0.0	0.0	0.0	0.0
130°	0.0	0.0	0.0	0.0	0.0	0.0	0.0	0.0	0.0	0.0	0.0
132.5°	0.0	0.0	0.0	0.0	0.0	0.0	0.0	0.0	0.0	0.0	0.0
135°	0.0	0.0	0.0	0.0	0.0	0.0	0.0	0.0	0.0	0.0	0.0
137.5°	0.0	0.0	0.0	0.0	0.0	0.0	0.0	0.0	0.0	0.0	0.0
140°	0.0	0.0	0.0	0.0	0.0	0.0	0.0	0.0	0.0	0.0	0.0
142.5°	0.0	0.0	0.0	0.0	0.0	0.0	0.0	0.0	0.0	0.0	0.0
145°	0.0	0.0	0.0	0.0	0.0	0.0	0.0	0.0	0.0	0.0	0.0
147.5°	0.0	0.0	0.0	0.0	0.0	0.0	0.0	0.0	0.0	0.0	0.0
150°	0.0	0.0	0.0	0.0	0.0	0.0	0.0	0.0	0.0	0.0	0.0
152.5°	0.0	0.0	0.0	0.0	0.0	0.0	0.0	0.0	0.0	0.0	0.0
155°	0.0	0.0	0.0	0.0	0.0	0.0	0.0	0.0	0.0	0.0	0.0
157.5°	0.0	0.0	0.0	0.0	0.0	0.0	0.0	0.0	0.0	0.0	0.0
160°	0.0	0.0	0.0	0.0	0.0	0.0	0.0	0.0	0.0	0.0	0.0
162.5°	0.0	0.0	0.0	0.0	0.0	0.0	0.0	0.0	0.0	0.0	0.0
165°	0.0	0.0	0.0	0.0	0.0	0.0	0.0	0.0	0.0	0.0	0.0
167.5°	0.0	0.0	0.0	0.0	0.0	0.0	0.0	0.0	0.0	0.0	0.0
170°	0.0	0.0	0.0	0.0	0.0	0.0	0.0	0.0	0.0	0.0	0.0
172.5°	0.0	0.0	0.0	0.0	0.0	0.0	0.0	0.0	0.0	0.0	0.0
175°	0.0	0.0	0.0	0.0	0.0	0.0	0.0	0.0	0.0	0.0	0.0
177.5°	0.0	0.0	0.0	0.0	0.0	0.0	0.0	0.0	0.0	0.0	0.0
180°	0.0	0.0	0.0	0.0	0.0	0.0	0.0	0.0	0.0	0.0	0.0





REPORT NUMBER: P226527

CATALOG NUMBER: ISW-AF-800-LED-E1-T4FT-7060

**CANDELA DISTRIBUTION (continued):**

	37°	38°	39°	40°	41°	45°	55°	65°	75°	85°	90°
0°	762.0	762.0	762.0	762.0	762.0	762.0	762.0	762.0	762.0	762.0	762.0
2.5°	741.9	742.7	741.2	744.1	741.9	741.9	745.6	752.3	757.5	759.0	763.5
5°	721.1	721.8	721.8	722.6	721.8	723.3	730.0	736.0	746.4	751.6	758.3
7.5°	694.3	696.6	695.8	697.3	697.3	698.8	709.2	718.9	729.3	738.9	747.1
10°	662.4	663.9	666.8	665.3	665.3	669.8	681.0	695.1	707.7	721.8	731.5
12.5°	624.5	628.2	627.4	630.4	631.9	634.9	653.5	669.1	684.7	701.0	713.7
15°	594.7	597.0	598.4	599.2	599.2	605.9	624.5	643.8	664.6	683.9	697.3
17.5°	575.4	575.4	576.9	577.6	579.1	583.6	602.9	624.5	648.2	672.0	686.9
20°	564.2	564.2	565.0	565.7	565.7	570.9	588.8	613.3	639.3	669.8	687.6
22.5°	573.2	570.9	570.2	570.2	567.2	567.2	584.3	610.3	643.0	682.4	705.5
25°	634.1	627.4	617.0	614.8	611.1	593.2	591.0	620.7	660.9	709.9	744.9
27.5°	725.6	718.9	712.2	704.0	698.1	665.3	620.7	647.5	695.1	765.0	808.1
30°	845.2	831.9	822.2	813.3	787.3	751.6	682.4	689.1	747.9	841.5	895.8
32.5°	979.1	964.9	950.1	929.3	922.6	864.6	776.1	758.3	814.8	930.7	987.2
35°	1108.4	1101.7	1091.3	1083.1	1067.5	1019.2	898.0	841.5	892.1	1035.6	1079.4
37.5°	1258.6	1245.9	1246.7	1240.0	1231.1	1190.2	1024.4	941.9	975.3	1135.9	1163.4
40°	1406.5	1403.5	1408.0	1396.9	1382.0	1327.0	1117.3	1015.5	1062.3	1232.6	1225.9
42.5°	1546.3	1548.5	1543.3	1530.7	1514.3	1422.1	1176.8	1077.9	1140.4	1317.3	1275.7
45°	1706.1	1697.9	1676.4	1654.1	1634.0	1503.9	1208.8	1147.8	1215.5	1408.7	1326.2
47.5°	1857.0	1825.1	1806.5	1772.3	1732.9	1578.2	1251.9	1221.4	1298.7	1495.0	1374.5
50°	1967.8	1938.0	1906.8	1865.2	1823.6	1642.9	1309.1	1304.7	1393.1	1591.6	1440.7
52.5°	2018.3	1990.8	1960.4	1918.0	1876.3	1689.8	1385.7	1385.7	1504.6	1719.5	1532.2
55°	2010.2	1990.1	1963.3	1924.7	1892.7	1715.0	1464.5	1474.9	1644.4	1857.8	1637.7
57.5°	1967.0	1955.9	1940.3	1913.5	1887.5	1734.4	1557.4	1564.1	1831.7	1990.8	1737.3
60°	1952.2	1947.7	1938.8	1923.2	1903.1	1776.7	1656.3	1671.2	2041.4	2112.7	1793.8
62.5°	2018.3	2009.4	2002.7	1987.1	1968.5	1880.8	1780.4	1784.9	2238.4	2127.6	1738.8
65°	2204.2	2187.8	2176.7	2155.9	2135.0	2037.7	1938.8	1890.5	2335.0	1988.6	1552.2
67.5°	2593.7	2567.0	2535.0	2495.6	2438.4	2350.6	2095.6	1905.3	2247.3	1684.5	1224.4
70°	3363.9	3305.9	3232.3	3148.3	3126.7	2871.0	2193.8	1795.3	1868.2	1176.8	811.8
72.5°	4398.7	4338.5	4273.1	4203.9	4067.2	3505.1	2150.7	1448.1	1161.9	605.1	386.6
73°	4415.8	4374.9	4296.1	4215.8	4104.3	3494.0	2103.8	1335.1	1024.4	476.5	316.7
75°	3960.1	3943.7	3866.4	3711.8	3617.4	2951.3	1549.2	773.9	448.3	294.4	205.9
77.5°	2569.9	2552.1	2508.2	2493.4	2319.4	1913.5	693.6	301.1	243.8	195.5	145.7
80°	1369.3	1286.1	1271.2	1211.7	1084.6	736.7	237.1	184.4	162.1	130.8	101.8
82.5°	555.3	519.6	506.3	458.7	431.2	220.8	118.9	127.9	108.5	77.3	62.4
85°	204.4	188.1	183.6	149.4	131.6	65.4	72.9	90.0	67.6	43.1	31.2
87.5°	70.6	61.0	52.8	40.9	37.9	26.8	40.1	49.1	43.1	26.0	14.9
90°	5.2	4.5	3.7	3.0	3.7	3.0	4.5	6.7	7.4	4.5	3.0
92.5°	0.0	0.0	0.0	0.0	0.0	0.0	0.0	0.0	0.0	0.0	0.0
95°	0.0	0.0	0.0	0.0	0.0	0.0	0.0	0.0	0.0	0.0	0.0
97.5°	0.0	0.0	0.0	0.0	0.0	0.0	0.0	0.0	0.0	0.0	0.0
100°	0.0	0.0	0.0	0.0	0.0	0.0	0.0	0.0	0.0	0.0	0.0
102.5°	0.0	0.0	0.0	0.0	0.0	0.0	0.0	0.0	0.0	0.0	0.0
105°	0.0	0.0	0.0	0.0	0.0	0.0	0.0	0.0	0.0	0.0	0.0
107.5°	0.0	0.0	0.0	0.0	0.0	0.0	0.0	0.0	0.0	0.0	0.0



REPORT NUMBER: P226527

CATALOG NUMBER: ISW-AF-800-LED-E1-T4FT-7060

**CANDELA DISTRIBUTION (continued):**

	37°	38°	39°	40°	41°	45°	55°	65°	75°	85°	90°
110°	0.0	0.0	0.0	0.0	0.0	0.0	0.0	0.0	0.0	0.0	0.0
112.5°	0.0	0.0	0.0	0.0	0.0	0.0	0.0	0.0	0.0	0.0	0.0
115°	0.0	0.0	0.0	0.0	0.0	0.0	0.0	0.0	0.0	0.0	0.0
117.5°	0.0	0.0	0.0	0.0	0.0	0.0	0.0	0.0	0.0	0.0	0.0
120°	0.0	0.0	0.0	0.0	0.0	0.0	0.0	0.0	0.0	0.0	0.0
122.5°	0.0	0.0	0.0	0.0	0.0	0.0	0.0	0.0	0.0	0.0	0.0
125°	0.0	0.0	0.0	0.0	0.0	0.0	0.0	0.0	0.0	0.0	0.0
127.5°	0.0	0.0	0.0	0.0	0.0	0.0	0.0	0.0	0.0	0.0	0.0
130°	0.0	0.0	0.0	0.0	0.0	0.0	0.0	0.0	0.0	0.0	0.0
132.5°	0.0	0.0	0.0	0.0	0.0	0.0	0.0	0.0	0.0	0.0	0.0
135°	0.0	0.0	0.0	0.0	0.0	0.0	0.0	0.0	0.0	0.0	0.0
137.5°	0.0	0.0	0.0	0.0	0.0	0.0	0.0	0.0	0.0	0.0	0.0
140°	0.0	0.0	0.0	0.0	0.0	0.0	0.0	0.0	0.0	0.0	0.0
142.5°	0.0	0.0	0.0	0.0	0.0	0.0	0.0	0.0	0.0	0.0	0.0
145°	0.0	0.0	0.0	0.0	0.0	0.0	0.0	0.0	0.0	0.0	0.0
147.5°	0.0	0.0	0.0	0.0	0.0	0.0	0.0	0.0	0.0	0.0	0.0
150°	0.0	0.0	0.0	0.0	0.0	0.0	0.0	0.0	0.0	0.0	0.0
152.5°	0.0	0.0	0.0	0.0	0.0	0.0	0.0	0.0	0.0	0.0	0.0
155°	0.0	0.0	0.0	0.0	0.0	0.0	0.0	0.0	0.0	0.0	0.0
157.5°	0.0	0.0	0.0	0.0	0.0	0.0	0.0	0.0	0.0	0.0	0.0
160°	0.0	0.0	0.0	0.0	0.0	0.0	0.0	0.0	0.0	0.0	0.0
162.5°	0.0	0.0	0.0	0.0	0.0	0.0	0.0	0.0	0.0	0.0	0.0
165°	0.0	0.0	0.0	0.0	0.0	0.0	0.0	0.0	0.0	0.0	0.0
167.5°	0.0	0.0	0.0	0.0	0.0	0.0	0.0	0.0	0.0	0.0	0.0
170°	0.0	0.0	0.0	0.0	0.0	0.0	0.0	0.0	0.0	0.0	0.0
172.5°	0.0	0.0	0.0	0.0	0.0	0.0	0.0	0.0	0.0	0.0	0.0
175°	0.0	0.0	0.0	0.0	0.0	0.0	0.0	0.0	0.0	0.0	0.0
177.5°	0.0	0.0	0.0	0.0	0.0	0.0	0.0	0.0	0.0	0.0	0.0
180°	0.0	0.0	0.0	0.0	0.0	0.0	0.0	0.0	0.0	0.0	0.0

REPORT NUMBER: P226527

CATALOG NUMBER: ISW-AF-800-LED-E1-T4FT-7060

**CANDELA DISTRIBUTION (continued):**

	95°	105°	115°	125°	135°	145°	155°	165°	175°	180°
0°	762.0	762.0	762.0	762.0	762.0	762.0	762.0	762.0	762.0	762.0
2.5°	765.0	767.9	773.9	778.3	782.1	787.3	788.7	791.7	788.0	792.5
5°	762.0	770.9	782.1	792.5	802.1	810.3	814.0	814.8	815.5	818.5
7.5°	754.6	767.9	785.8	799.9	814.8	820.0	822.2	822.9	817.7	820.0
10°	739.7	761.2	783.5	800.6	808.1	804.4	798.4	788.7	784.3	784.3
12.5°	723.3	750.8	776.9	786.5	779.8	765.7	749.3	731.5	724.8	724.8
15°	709.9	744.9	766.4	759.8	740.4	713.7	691.4	672.8	666.8	664.6
17.5°	702.5	741.9	750.1	729.3	696.6	663.1	640.8	625.2	620.0	620.0
20°	708.5	744.9	731.5	692.9	652.0	621.5	602.2	591.7	586.5	588.8
22.5°	733.7	756.0	715.2	657.2	607.4	581.3	572.4	565.7	565.0	566.5
25°	776.1	770.9	701.0	620.0	565.7	547.1	546.4	544.2	543.4	542.7
27.5°	831.1	789.5	683.9	578.4	524.1	515.2	519.6	518.9	518.2	518.9
30°	904.0	805.8	658.7	533.0	484.7	484.7	491.4	489.2	486.2	486.9
32.5°	971.6	817.7	620.0	482.5	453.5	455.0	457.2	451.2	443.8	445.3
35°	1029.6	817.7	568.0	437.1	421.5	421.5	423.0	417.8	411.8	409.6
37.5°	1077.9	801.4	502.5	402.9	395.5	395.5	401.4	396.2	385.1	382.9
40°	1106.9	765.7	442.3	377.6	382.9	383.6	375.4	366.5	356.1	353.9
42.5°	1125.5	713.7	394.7	359.8	374.7	368.7	349.4	335.3	334.5	337.5
45°	1141.9	654.9	356.8	342.0	365.8	353.1	327.1	313.7	318.2	321.1
47.5°	1158.2	596.2	326.4	321.9	349.4	340.5	313.0	298.1	295.9	300.3
50°	1196.9	514.4	291.4	298.1	329.3	326.4	300.3	283.2	269.1	268.4
52.5°	1248.9	405.2	261.7	277.3	313.7	318.2	286.2	269.9	250.5	247.6
55°	1306.9	310.7	237.1	260.9	298.8	306.3	281.0	256.5	235.7	232.7
57.5°	1324.0	245.3	214.1	237.9	278.8	295.1	272.8	240.9	225.3	222.3
60°	1265.3	203.7	194.8	218.6	258.7	284.0	260.2	229.0	214.8	212.6
62.5°	1086.1	179.9	184.4	205.9	243.8	273.6	250.5	220.0	208.9	207.4
65°	828.9	163.5	175.4	195.5	230.5	263.9	243.8	216.3	207.4	205.9
67.5°	520.4	151.7	166.5	184.4	217.1	253.5	238.6	211.9	205.2	202.9
70°	288.4	139.0	154.6	171.7	203.7	243.8	231.9	205.2	204.4	200.0
72.5°	175.4	125.6	142.0	158.3	188.8	231.9	220.0	197.0	189.6	180.6
73°	167.3	124.1	139.0	155.4	185.1	229.0	217.8	194.0	186.6	177.7
75°	135.3	111.5	127.1	141.2	171.7	217.1	205.2	183.6	171.7	165.0
77.5°	99.6	95.2	110.0	123.4	154.6	200.7	187.3	168.0	153.9	150.2
80°	73.6	78.8	92.9	104.8	136.0	184.4	168.8	150.2	141.2	136.8
82.5°	49.8	61.0	74.3	84.0	120.4	166.5	149.4	131.6	137.5	114.5
85°	29.0	42.4	53.5	65.4	96.6	148.7	130.1	112.3	98.1	88.5
87.5°	19.3	23.8	32.7	44.6	69.9	116.7	103.3	87.7	63.9	63.9
90°	2.2	3.0	4.5	5.2	9.7	49.8	34.2	40.9	7.4	6.7
92.5°	0.0	0.0	0.0	0.0	0.0	0.0	0.0	0.0	0.0	0.0
95°	0.0	0.0	0.0	0.0	0.0	0.0	0.0	0.0	0.0	0.0
97.5°	0.0	0.0	0.0	0.0	0.0	0.0	0.0	0.0	0.0	0.0
100°	0.0	0.0	0.0	0.0	0.0	0.0	0.0	0.0	0.0	0.0
102.5°	0.0	0.0	0.0	0.0	0.0	0.0	0.0	0.0	0.0	0.0
105°	0.0	0.0	0.0	0.0	0.0	0.0	0.0	0.0	0.0	0.0
107.5°	0.0	0.0	0.0	0.0	0.0	0.0	0.0	0.0	0.0	0.0



REPORT NUMBER: P226527

CATALOG NUMBER: ISW-AF-800-LED-E1-T4FT-7060

**CANDELA DISTRIBUTION (continued):**

	95°	105°	115°	125°	135°	145°	155°	165°	175°	180°
110°	0.0	0.0	0.0	0.0	0.0	0.0	0.0	0.0	0.0	0.0
112.5°	0.0	0.0	0.0	0.0	0.0	0.0	0.0	0.0	0.0	0.0
115°	0.0	0.0	0.0	0.0	0.0	0.0	0.0	0.0	0.0	0.0
117.5°	0.0	0.0	0.0	0.0	0.0	0.0	0.0	0.0	0.0	0.0
120°	0.0	0.0	0.0	0.0	0.0	0.0	0.0	0.0	0.0	0.0
122.5°	0.0	0.0	0.0	0.0	0.0	0.0	0.0	0.0	0.0	0.0
125°	0.0	0.0	0.0	0.0	0.0	0.0	0.0	0.0	0.0	0.0
127.5°	0.0	0.0	0.0	0.0	0.0	0.0	0.0	0.0	0.0	0.0
130°	0.0	0.0	0.0	0.0	0.0	0.0	0.0	0.0	0.0	0.0
132.5°	0.0	0.0	0.0	0.0	0.0	0.0	0.0	0.0	0.0	0.0
135°	0.0	0.0	0.0	0.0	0.0	0.0	0.0	0.0	0.0	0.0
137.5°	0.0	0.0	0.0	0.0	0.0	0.0	0.0	0.0	0.0	0.0
140°	0.0	0.0	0.0	0.0	0.0	0.0	0.0	0.0	0.0	0.0
142.5°	0.0	0.0	0.0	0.0	0.0	0.0	0.0	0.0	0.0	0.0
145°	0.0	0.0	0.0	0.0	0.0	0.0	0.0	0.0	0.0	0.0
147.5°	0.0	0.0	0.0	0.0	0.0	0.0	0.0	0.0	0.0	0.0
150°	0.0	0.0	0.0	0.0	0.0	0.0	0.0	0.0	0.0	0.0
152.5°	0.0	0.0	0.0	0.0	0.0	0.0	0.0	0.0	0.0	0.0
155°	0.0	0.0	0.0	0.0	0.0	0.0	0.0	0.0	0.0	0.0
157.5°	0.0	0.0	0.0	0.0	0.0	0.0	0.0	0.0	0.0	0.0
160°	0.0	0.0	0.0	0.0	0.0	0.0	0.0	0.0	0.0	0.0
162.5°	0.0	0.0	0.0	0.0	0.0	0.0	0.0	0.0	0.0	0.0
165°	0.0	0.0	0.0	0.0	0.0	0.0	0.0	0.0	0.0	0.0
167.5°	0.0	0.0	0.0	0.0	0.0	0.0	0.0	0.0	0.0	0.0
170°	0.0	0.0	0.0	0.0	0.0	0.0	0.0	0.0	0.0	0.0
172.5°	0.0	0.0	0.0	0.0	0.0	0.0	0.0	0.0	0.0	0.0
175°	0.0	0.0	0.0	0.0	0.0	0.0	0.0	0.0	0.0	0.0
177.5°	0.0	0.0	0.0	0.0	0.0	0.0	0.0	0.0	0.0	0.0
180°	0.0	0.0	0.0	0.0	0.0	0.0	0.0	0.0	0.0	0.0

(END OF REPORT)